

# STANDARD OPERATING PROCEDURES (SOP)

## EcoBurner REIMAGINING BUFFETS



All EcoBurner users should watch the short online training video prior to using or filling the EcoBurner.  
[www.ecoburner.com/support](http://www.ecoburner.com/support) or via the QR code above.

### BEST PRACTICE STORAGE

- EcoBurners should be left to cool down for 15 minutes after use.
- The EcoBurner Storage Rack should be used for storage so that staff can easily identify which EcoBurners are ready for use and which ones need to be refilled.
- EcoBurners that require refilling, after service should be stored upright in the rack.
- EcoBurners that are ready for use (Full) should be stored upside-down.


EcoBurners to be re-filled (empty) should be stored upright



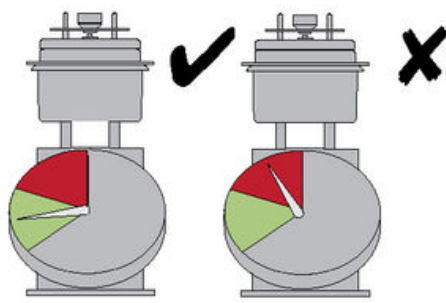
EcoBurners ready for use (full) should be stored upside-down



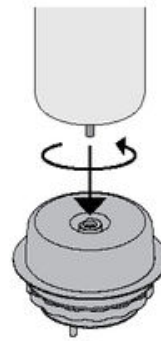
### FILLING



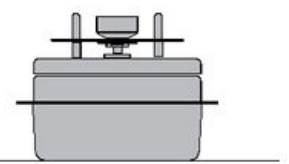
**1** Only refill EcoBurners in a well ventilated area and away from where fuel may gather (e.g. sinks /basins) Fuel vapour is heavier than air and may gather in confined places.



**2** Prior to filling, check if more fuel is required by placing on the filling station. DO NOT refill an EcoBurner that is already full (at the top of the green area).



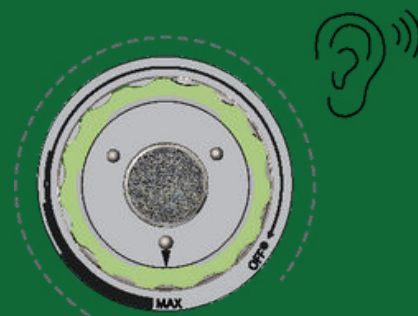
**3** Place the EcoBurner on a flat surface, rotate the fuel can until the green tip drops into place. Press down firmly to commence filling.



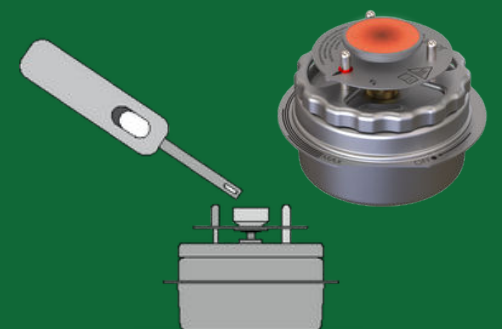
**4** After filling, confirm the fill level using the filling station to ensure the fill level is at the top of the green zone. Allow burner to return to room temperature before use.

### USING THE ECOBURNER

1. Rotate the handle fully anti-clockwise to MAX position, you should hear the gas start to flow.
2. Place the EcoBurner on a flat surface and light the EcoBurner using a lighter or matches.
3. Allow 60 seconds for the head to turn orange before moving the burner into place.



**1. Turn the handle & Listen for gas**



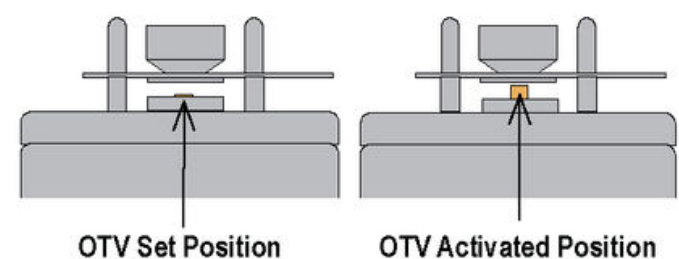
**2. Light the burner and let it glow orange**

### TROUBLESHOOTING

If there is no gas flowing you should:

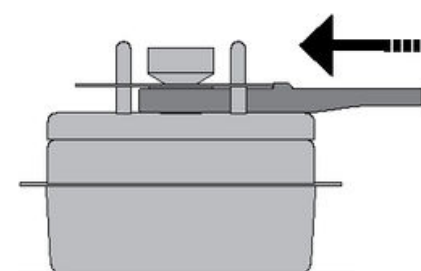
1. Check the fill level using the filling station.
2. Check if the OTV has been activated and reset if necessary.
3. If the EcoBurner is overfilled, allow excess fuel to vent off in a well ventilated area.

An overfilled EcoBurner may "flare" (flame from head). This flaring will cease when the excess fuel is burnt off / removed.



OTV Set Position

OTV Activated Position



**DO NOT OVERFILL THE ECOBURNER. ALWAYS USE THE FILLING STATION. MAX WEIGHT OF A FILLED ECOBURNER 435g / 15.5 oz.**  
[www.ecoburner.com](http://www.ecoburner.com)